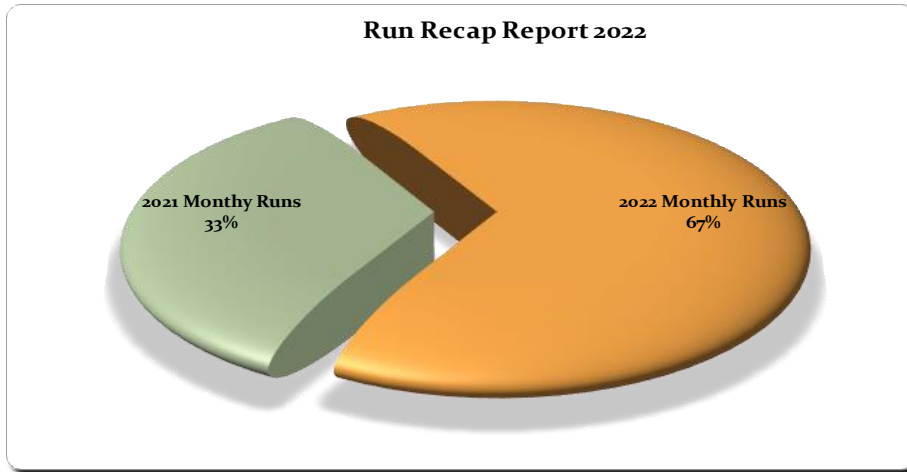


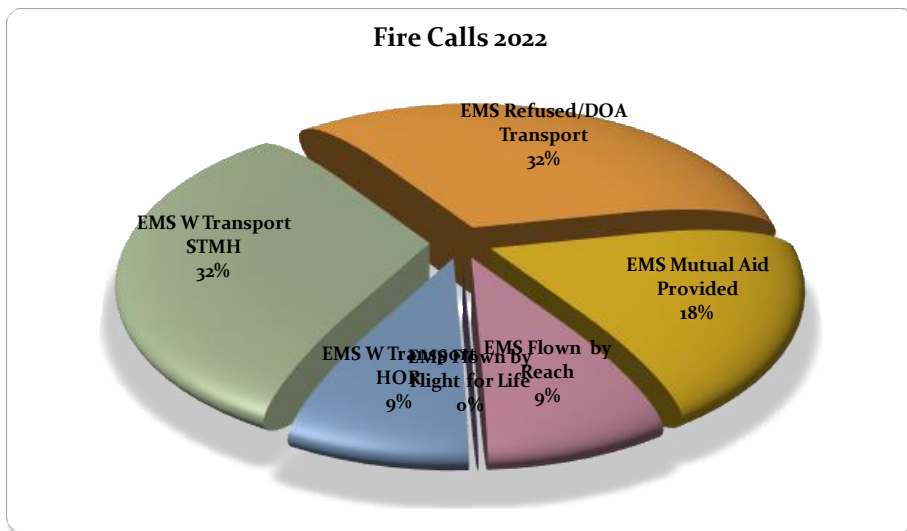
# Monthly DMFPD Fire/EMS Report Graphs

2/16/2022

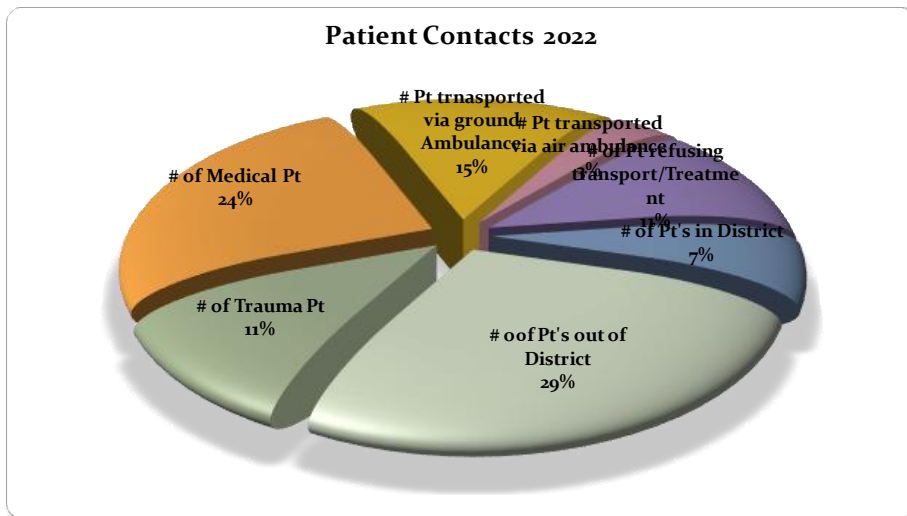
Asset Type	Amount
2021 Monthly Runs	\$ 18
2022 Monthly Runs	\$ 36



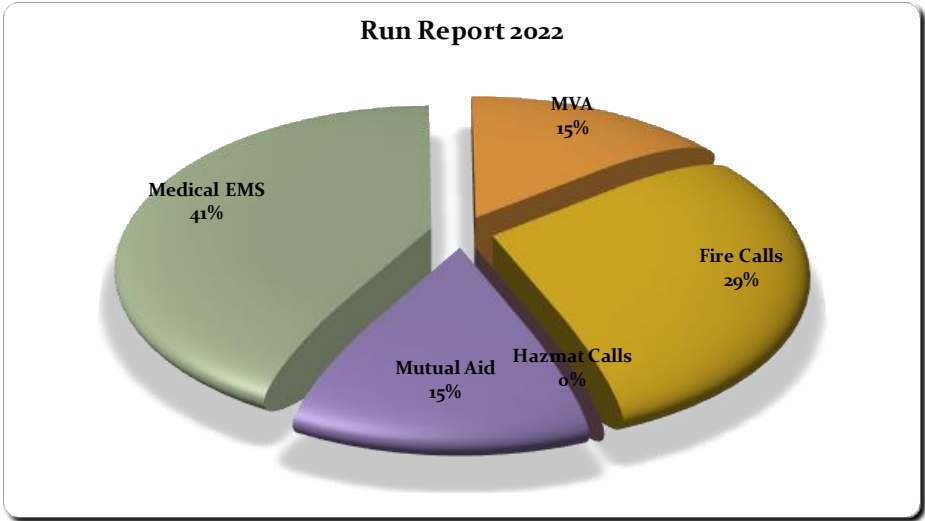
Asset Type	Amount
EMS W Transport STMH	\$ 7
EMS Refused/DOA Transport	\$ 7
EMS Mutual Aid Provided	\$ 4
EMS Flown by Reach	\$ 2
EMS Flown by Flight for Life	\$ -
EMS W Transport HOR	\$ 2



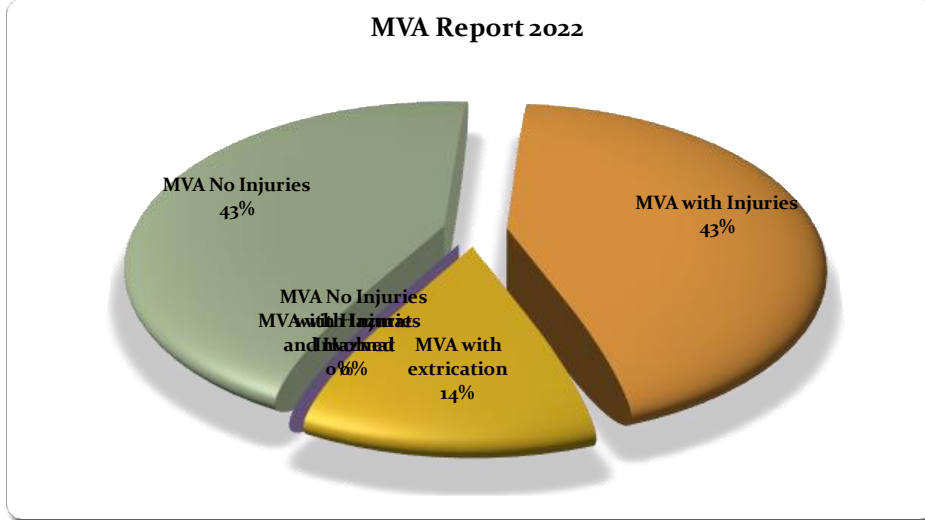
Asset Type	Amount
# of Trauma Pt	\$ 7
# of Medical Pt	\$ 15
# Pt transported via ground	\$ 9
# Pt transported via air ambulance	\$ 2
# of Pt refusing transport/Treatment	\$ 7
# of Pt's in District	\$ 4
# of Pt's out of District	\$ 18



Asset Type	Amount
Medical EMS	\$ 17
MVA	\$ 6
Fire Calls	\$ 12
Hazmat Calls	\$ -
Mutual Aid	\$ 6



Asset Type	Amount
MVA No Injuries	\$ 3
MVA with Injuries	\$ 3
MVA with extrication	\$ 1
MVA No Injuries with Hazmat	\
MVA with Injuries and Hazmat	\$ -
MVA out of District	



Asset Type	Amount
2021 Year to Date Runs	\$ 18
2022 Rear to Date Runs	\$ 36

